



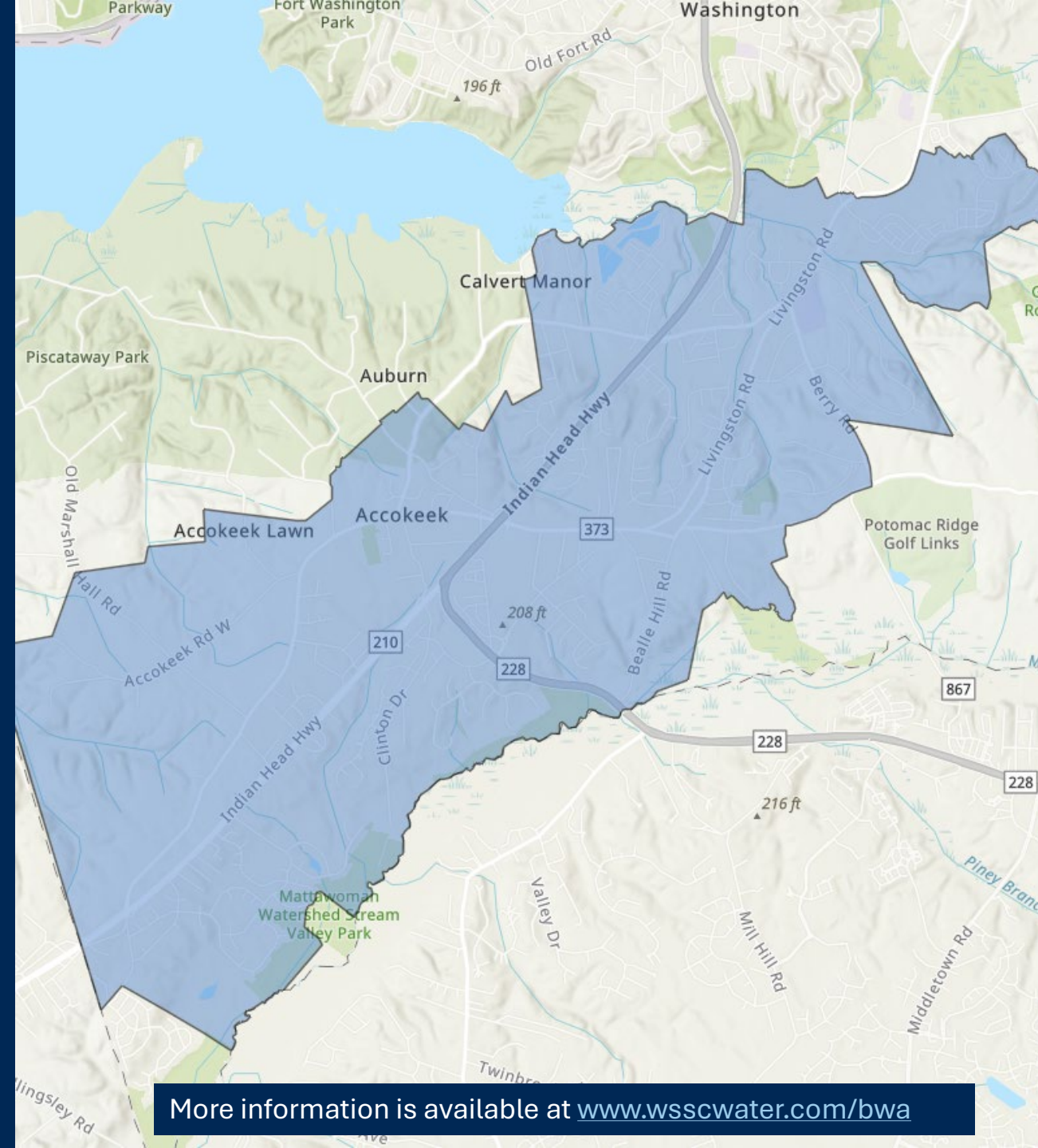
Briefing on Boil Water Advisory for Customers in Accokeek/Clinton, Southern Prince George's County

David McDonough

Deputy General Manager – Mission Support

July 3, 2026 – 9:15pm

Meeting will begin a few minutes after 9:15pm



More information is available at www.wsscwater.com/bwa

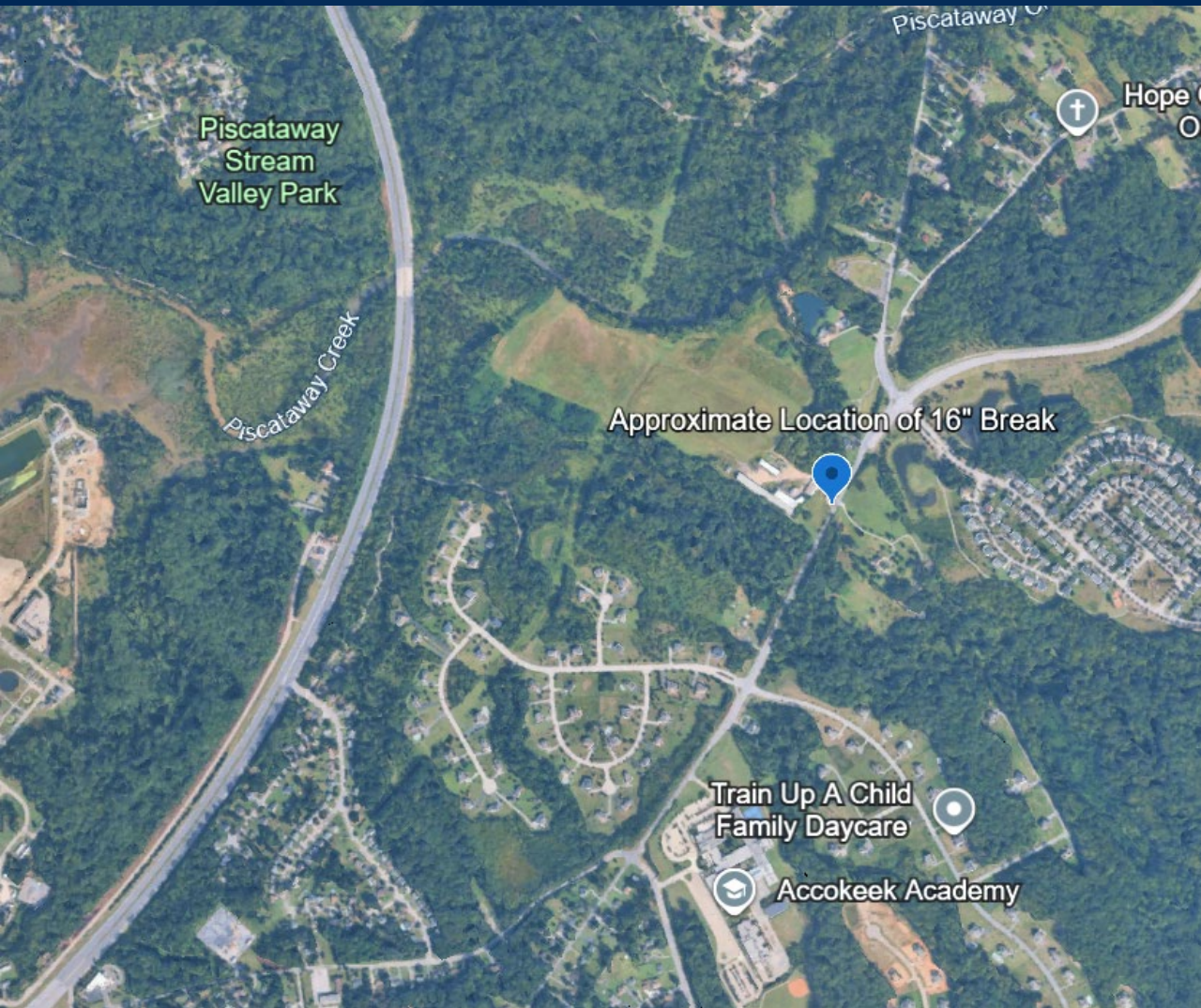


Table of Contents

- Overview of current operations
- Areas impacted by Boil Water Advisory
- What to do **after** a Boil Water Advisory
- Communications
- Upcoming Briefings and Engagement

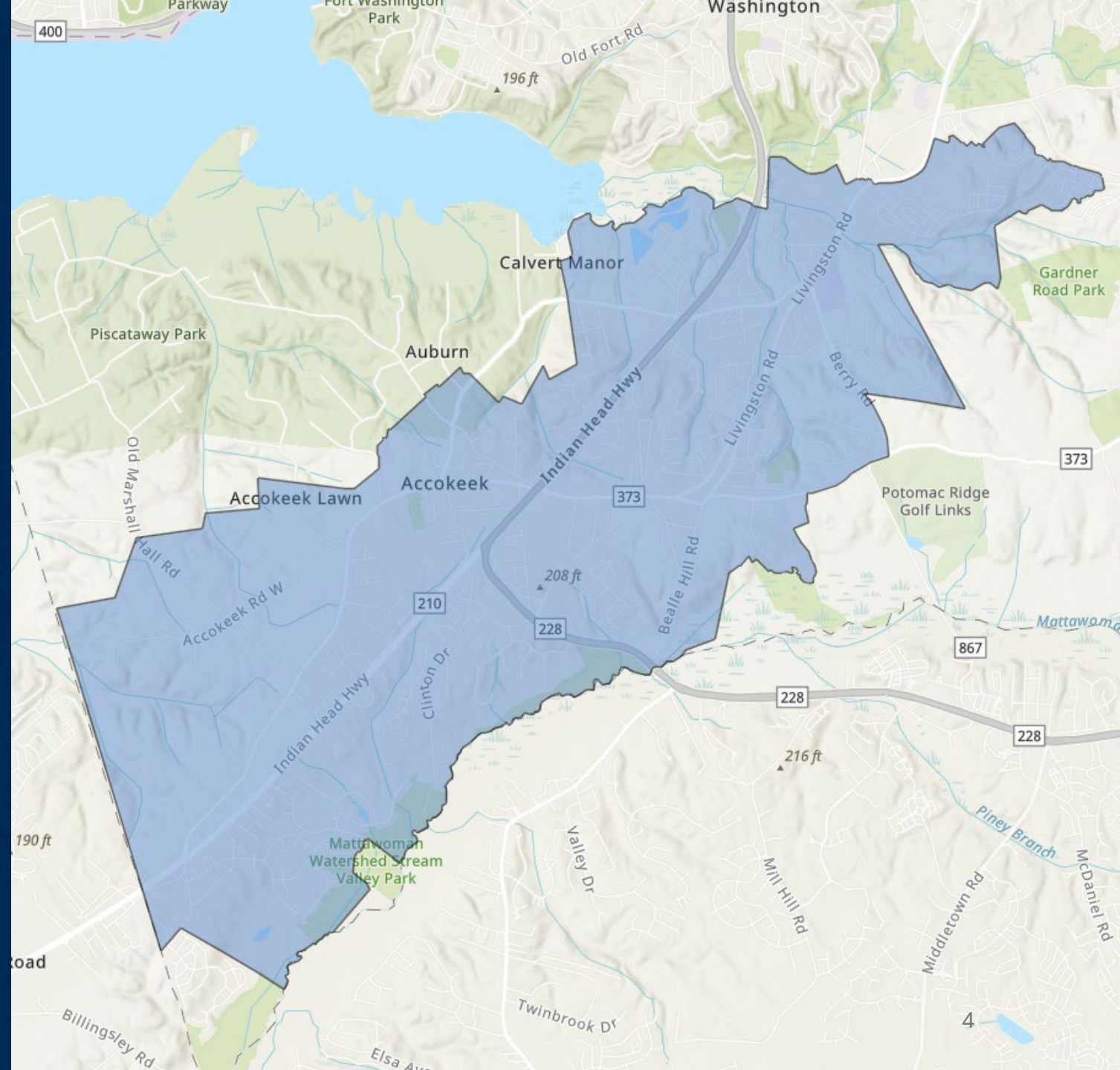
Bottom Line Up Front

A boil water advisory is no longer in effect for the Accokeek portion of Southern Prince George's County

- **After successful water testing, the Boil Water Advisory has been lifted effective immediately.**
- Due to a loss of pressure, a Boil Water Advisory had been in effect impacting 3,589 customers
- This drop in pressure was due to a 16” water main break at 14251 Livingston Road in Clinton, MD. **Repairs were completed by 6:30am this morning.**
- Customers may have experienced low pressure or no water but **service has been fully restored.**
- Notifications are ongoing through normal channels.

Boil Water Advisory Area

Customers no longer need to bring water to a rolling boil for one minute and then cool before consuming.





Drinking Water Tested for Safety

- WSSC Water developed a **sampling plan** in coordination with the Maryland Department of Environment (MDE) to test the water in the impacted area.
- Samples were collected throughout the system and delivered to our Consolidated Laboratory at 2:45 a.m. this morning.
- All samples tested clear for contamination.
- **The testing indicates that the water is safe to drink.**

Durante un Aviso de Hervir el Agua

Hervir Durante 1 Minuto

Clientes en el área afectada, si tienen agua que sale de sus grifos, deben **hervirla durante un minuto** y luego dejarla enfriar antes de:



Consumo
de Agua



Cepillarse
los Dientes



Preparación de
Alimentos y
Fórmulas
para Bebés



Lavar
Frutas y
Verduras



Darles a las
Mascotas



Hacer
Hielo

No es necesario hervir el agua antes de usarla para lavar platos, manos, lavar la ropa o bañarse, **siempre y cuando no se consuma.**

Después de que se Levante el Aviso de Hervir el Agua, Limpie Su Sistema.

- Comience con el grifo en el piso más bajo.
- Abra lentamente el grifo de agua fría lentamente para liberar el aire atrapado, esto puede reducir el ruido de golpes, conocido como "golpe de ariete" que puede ocurrir cuando el flujo y la presión del agua cambian como resultado de las reparaciones de la tubería principal.
- Repita en cada piso, desde el más bajo al más alto, abriendo solo los grifos de agua fría.
- Una vez que el agua salga clara, generalmente en 5 minutos o menos, cierre los grifos en el mismo orden, del más bajo al más alto.
- También debe limpiar la línea de agua del refrigerador.

Los clientes residenciales y comerciales también deben **desechar el agua, las bebidas o el hielo almacenados que se hayan hecho desde la advertencia de hervir el agua.** Los siguientes tres lotes de hielo también se deben desechar. Los envases de la máquina de hielo deben limpiarse con una solución de dos cucharadas de cloro por galón de agua.

Si aún tiene problemas después de realizar los procedimientos anteriores, o si tiene alguna pregunta, comuníquese con nuestro **Centro de Servicios de Emergencia las 24 horas, los 7 días de la semana al 301-206-4002.**

Para obtener más información, visite wsscwater.com/BWA

Guidance For Customer After Boil Water Advisories

- Begin with sink faucet on the lowest floor.
- Slowly open the cold water sink faucet.
- Repeat on each floor, moving from lowest to highest, only opening cold water sink faucets.
- Once the water runs clear, usually in 5 minutes or less, turn off faucets in the same order, lowest to highest.
- You should also flush your refrigerator's water lines.
- Customers and businesses should also dispose of stored water, drinks, or ice made since the Boil Water Advisory. The next three batches of ice should also be thrown out.



Customer
Notification
System

**Receive alerts about WSSC
Water-related incidents near
your home, office, school, or
other important addresses.**



Register for *text or email* alerts
on up to three addresses.

What can you do?

- Leverage your communications tools to amplify WSSC Water messages
- Encourage sign up to WSSC Water's Customer Notification System

REGISTER AT [WSSCWATER.COM/CNS](https://www.wsscwater.com/cns)



Ongoing Engagement

- This is the final briefing on this incident
- Your feedback is appreciated – send your thoughts and suggestions to OEM@wsscwater.com