



COMMISSION SUMMARY

AGENDA CATEGORY: Finance Department

ITEM NUMBER:

DATE: June 15, 2022


SUBJECT	Approve Resolution No. 2022-2316 Adopting WSSC Water's FY 2023 Operating and Capital Budgets.
SUMMARY	This action adopts the FY 2023 Operating and Capital Budgets. This resolution acknowledges the joint action of the two County Councils to approve the proposed FY 2023 Operating and Capital Budget with a 6.5% average water and sewer rate increase and a 6.5% increase to both the Account Maintenance Fee and Infrastructure Investment Fee in accordance with Public Utilities Article § 17-202, of the Annotated Code of Maryland.
SPECIAL COMMENTS	Public Utilities Article § 17-202 requires WSSC Water to adopt an Operating and Capital Budget after County Councils action on said budget by July 1 of each year.
CONTRACT NO./ REFERENCE NO.	Not Applicable
COSTS	Approved Operating and Capital Budget Total = \$1,469,387,754
AMENDMENT/ CHANGE ORDER NO. AMOUNT	Not Applicable
MBE PARTICIPATION	Not Applicable
PRIOR STAFF/ COMMITTEE REVIEW	Carla A. Reid, General Manager/CEO ^{DS} CR Joseph F. Beach, Deputy General Manager Patricia A. Colihan, Chief Financial Officer ^{DS} PC
PRIOR STAFF/ COMMITTEE APPROVALS	Letitia Carolina-Powell, Budget Division Manager ^{DS} LP WSSC Water Resolution No. 2022-2316 has been reviewed by the General Counsel's Office for legal sufficiency. On February 16, 2022, the Commission unanimously approved for transmittal to the County Executives of Prince George's and Montgomery Counties the WSSC Water Proposed FY 2023 Operating and Capital Budget totaling \$1,479,771,117, as recommended by management. On April 20, 2022, the Commission unanimously approved transmittal of amendments to the County Executives of Prince George's and Montgomery Counties reducing the FY 2023 Operating and Capital Budget to \$1,469,387,754. On May 12, 2022, the FY 2023 Operating and Capital Budget with a 6.5% average water and sewer rate increase and a 6.5% increase to the Account Maintenance and Infrastructure Investment Fees was approved at the Bi-county meeting of the


	Montgomery County and Prince George's County Councils.
RECOMMENDATION TO COMMISSION	Approve.
COMMISSION ACTION	




Interoffice Memorandum

TO: COMMISSIONERS

THRU: CARLA A. REID ^{ds} 
GENERAL MANAGER/CEO

THRU: JOSEPH F. BEACH ^{ds} 
DEPUTY GENERAL MANAGER FOR ADMINISTRATION

FROM: PATRICIA A. COLIHAN ^{ds} 
CHIEF FINANCIAL OFFICER

DATE: JUNE 15, 2022

SUBJECT: FISCAL YEAR (FY) 2023 BUDGET RESOLUTION

This memorandum highlights the content of the attached Commission resolution and reviews the action taken by the Counties on our FY 2023 Budget.

On May 12, 2022, at the annual Bi-County budget meeting, the Montgomery and Prince George's County Councils approved the proposed FY 2023 Capital and Operating Budget with a 6.5% rate increase.

The resolution has been reviewed by the General Counsel for legal sufficiency. It calls for:

1. The Commission establishing work program priorities within dollar and workyear levels as outlined in the resolution.
2. Approving the following rates and charges (Appendix C):
 - a. Water consumption rates: Ranging from \$6.10 to \$9.30 per 1,000 gallons
 - b. Sewer usage rates: Ranging from \$8.11 to \$14.93 per 1,000 gallons
3. Establishing the Account Maintenance Fees as contained in Appendix D.

Commissioners
Fiscal Year 2023 Budget Resolution
June 15, 2022
Page 2

4. Establishing the Infrastructure Fees as contained in Appendix E.
5. Establishing Miscellaneous Fees and Charges as contained in Appendix F.
6. Agreement that the Commission is required to obtain the approval of both County Councils before increasing operating expenditures above \$864,606,317.

The proposed resolution also provides the General Manager the authority to adopt and establish any new miscellaneous fees and charges that may be needed during the budget year.

LCP

Attachments

WASHINGTON SUBURBAN SANITARY COMMISSION

SUBJECT: A RESOLUTION relating to the Washington Suburban Sanitary Commission's Fiscal Year 2023 Budget and the water and sewer rate schedules to be effective July 1, 2022, establishing and fixing the water consumption and sewer use charges for the fiscal year commencing July 1, 2022, and reciting other provisions in connection with the WSSC Water capital and operating budgets for the ensuing fiscal year.

WHEREAS, Section 17-202 of the Public Utilities Article, WSSC Laws, Annotated Code of Maryland, provides for the submission each year by the Washington Suburban Sanitary Commission of the Proposed Capital and Operating Budgets to the County Executives of Montgomery and Prince George's Counties for recommendations thereon, who in turn transmit the Budgets to the respective County Councils for amendment and/or approval of the Budgets, and both Councils, through joint action, may recommend rates for water consumption and sewer use charges and ad valorem tax levies as the Councils deem necessary; and

WHEREAS, the Montgomery County Council on October 26, 2021, by Resolution No. 19-1034, established the following spending control limits for the Fiscal Year 2023 Water and Sewer Operating and Capital Budgets of the Washington Suburban Sanitary Commission:

Water and Sewer Rate Increase	6.5%
New Water and Sewer Debt	\$430,093,000
Water and Sewer Debt Service	\$328,423,000
Water and Sewer Operating Fund Expenditures	\$859,374,000 and

WHEREAS, the Prince George's County Council on October 26, 2021, by Resolution No. CR-127-2021, established the following spending control limits for the Fiscal Year 2023 Water and Sewer Operating and Capital Budgets of the Washington Suburban Sanitary Commission:

Water and Sewer Rate Increase	6.5%
New Water and Sewer Debt	\$430,093,000
Water and Sewer Debt Service	\$328,423,000
Water and Sewer Operating Fund Expenditures	\$859,374,000; and

WHEREAS, on or about March 1, 2022, in accordance with Section 17-202 of the Public Utilities Article, WSSC Laws, Annotated Code of Maryland, the Washington Suburban Sanitary Commission did timely submit to the County Executives of Montgomery and Prince George's Counties the Proposed Capital and Operating Budgets for the Fiscal Year 2023 and the record of the public hearings held by the Commission on February 2 and 3, 2022 on the said Budgets; and

WHEREAS, in preparing the Proposed Capital and Operating Budgets for Fiscal Year 2023, the

Washington Suburban Sanitary Commission was guided by the spending control limits established by the Montgomery and Prince George's County Councils; however, WSSC proposed a water and sewer rate increase of 7.0%; and

WHEREAS, on April 21, 2022, the Washington Suburban Sanitary Commission transmitted an amendment to the budget to the Montgomery and Prince George's County Councils and County Executives, which included certain budget reductions, but retained the 7.0% water and sewer rate increase; and

WHEREAS, the rate increase proposed by WSSC also included a 7.0% increase to the Account Maintenance Fee for the first time since Fiscal Year 2016 and a 7.0% increase to the Infrastructure Investment Fee for the first time since Fiscal Year 2017; and

WHEREAS, the Montgomery County Council, upon due public notice, held public hearings on the Commission's Proposed Budgets at which interested persons were given an opportunity to be heard by the Montgomery County Council; and

WHEREAS, the Montgomery County Council, following the review of said budgets, approved the budget, as amended, and transmitted the budget to the Prince George's County Council by letter dated May 09, 2022; and

WHEREAS, the Prince George's County Council, upon due public notice, held a public hearing on the Commission's Proposed Budgets at which interested persons were given an opportunity to be heard by the Prince George's County Council; and

WHEREAS, the Prince George's County Council, following the review of said budgets, approved the budget, as amended, and transmitted the budget to the Montgomery County Council by letter dated May 10, 2022; and

WHEREAS, on May 12, 2022, the Montgomery and Prince George's County Councils jointly reviewed and approved the respective amended proposed capital and operating budgets; and

WHEREAS, the Prince George's County Council on June 1, 2022, by Resolution No. CR-069-2022, and the Montgomery County Council on May 26, 2022, by Resolution No. 19-1292 approved the FY 2023 Operating and Capital Budgets for the Washington Suburban Sanitary Commission; and recommended that the approved water and sewer rates be increased 6.5% from the approved rates from Fiscal Year 2022;

WHEREAS, these resolutions and the recommendations contained therein have been transmitted to the Washington Suburban Sanitary Commission; and

WHEREAS, the Washington Suburban Sanitary Commission has reviewed and considered the resolutions adopted by the respective Counties as to matters contained in said resolutions;

NOW, THEREFORE, pursuant to the provisions of Section 17-202 of the Public Utilities Article, WSSC Laws, Annotated Code of Maryland, and the recommendations of Montgomery and Prince George's Counties, it is this 15th day of June 2022,

RESOLVED, that the Washington Suburban Sanitary Commission adopts the following FY 2023 Capital

and Operating Budgets, beginning July 1, 2022, and ending June 30, 2023, recognizing the actions and recommendations of the respective County Councils:

<u>Expense Category</u>	<u>Capital</u>	<u>Operating</u>
Salaries & Wages	\$ 27,546,944	\$ 134,460,891
Heat, Light & Power	230,000	18,828,600
Regional Sewage Disposal	-	60,343,000
Contract Work	351,478,000	16,190,000
Consulting Engineers	72,122,200	17,925,500
All Other Items	153,404,293	288,334,952
Debt Service	-	328,523,374
Total	\$ 604,781,437	\$ 864,606,317
Workyears Authorized	1,796	

BE IT FURTHER RESOLVED, that the Capital and Operating Budgets hereby adopted include amendments to the proposed budgets recommended by the respective County Councils; and

BE IT FURTHER RESOLVED, that the Capital Budget includes the first year of the Fiscal Years 2023 – 2028 Capital Improvements Program as detailed in Appendix A (Water) and Appendix B (Sewer) which are attached hereto and incorporated herein; and

BE IT FURTHER RESOLVED, that in implementing the above operating budget, the Commission shall establish its work program priorities within the dollar and work year levels approved herein, taking into consideration recommendations approved by the Montgomery and Prince George’s County Councils at the joint meeting of May 12, 2022; and

BE IT FURTHER RESOLVED, that in adopting its FY 2023 Operating Budget, the Counties and the Commission recognize that although total operating debt service is \$328,523,374 and equals 38.0% of the total operating budget, water and sewer operating debt service, the portion of debt service supported by water and sewer rate revenues, is \$321,844,180 or 37.6% of the water and sewer operating budget; and

BE IT FURTHER RESOLVED, that the Commission adopts and established water consumption and sewer use rates and charges at an increase of 6.5% from the FY ’22 rates as detailed in Appendix C, effective July 1, 2022; and

BE IT FURTHER RESOLVED, that the Commission adopts and establishes the Account Maintenance Fees for all customers at an increase of 6.5% from the FY ’22 rates as detailed in Appendix D, effective July 1, 2022; and

BE IT FURTHER RESOLVED, that the Commission adopts and establishes the Infrastructure Investment Fees for all customers at an increase of 6.5% from the FY ’22 rates as detailed in Appendix E,

effective July 1, 2022; and

BE IT FURTHER RESOLVED, that the Commission adopts and establishes certain miscellaneous fees and charges as detailed in Appendix F, effective July 1, 2022, and that the Commission delegates to the General Manager the authority to adopt and establish any new fees and charges that may be needed between this date and adoption of the FY 2024 Budget; and

BE IT FURTHER RESOLVED, that any supplements to the Washington Suburban Sanitary Commission's Approved Fiscal Year 2023 Budget shall be in accordance with the provisions of Section 17-202 of the Public Utilities Article, WSSC Laws, Annotated Code of Maryland; and

BE IT FURTHER RESOLVED, that the Commission shall:

1. Obtain the approval of both County Councils before increasing operating expenditures above \$864,606,317.
2. Obtain the County Councils' approval prior to making any transfer of funds from any of the approved expenditure categories within the operating and capital budgets in excess of five percent (5%) of the approved amounts. The amount approved for debt service is excluded from this transfer authority.
3. Furnish monthly status reports to each County Council and County Executive as to the fiscal and budgetary activities of the Commission pursuant to the Approved Operating and Capital Budgets, commencing with the end of the first quarter of the fiscal year. These reports shall be submitted not more than 45 calendar days after the close of each month; and

BE IT FURTHER RESOLVED, that the Commission may find it necessary from time to time or on an emergency basis to adopt further orders or resolutions in connection with its Fiscal Year 2023 Budget and/or the water and sewer use rates to be effective July 1, 2022, pursuant to its authority under the Laws of the Washington Suburban Sanitary District, Public Utilities Article, Annotated Code of Maryland.

Adopted this ____ day of June, 2022.

A True Copy

ATTEST:

Julianne Montes De Oca, Esq., Corporate Secretary

AGENCY NUMBER	PROJECT NAME	YR 1 23 (In Thousands)
PRINCE GEORGE'S COUNTY WATER PROJECTS		
W-12.02	Prince George's County HG415 Zone Water Main	2,358
W-34.02	Old Branch Avenue Water Main	5,830
W-34.04	Branch Avenue Water Transmission Improvements	14,645
W-34.05	Marlboro Zone Reinforcement Main	2,022
W-62.06	Rosaryville Water Storage Facility	0
W-84.03	Smith Home Farms Water Main	449
W-84.04	Westphalia Town Center Water Main	373
W-84.05	Prince George's County 450A Zone Water Main	0
W-93.01	Konterra Town Center East Water Main	788
W-105.01	Marlton Section 18 Water Main, Lake Marlton Avenue	460
W-137.03	South Potomac Supply Improvement, Phase 2	0
	TOTALS	26,925
MONTGOMERY COUNTY WATER PROJECTS		
W-46.26	Pleasant's Property Water Main Extension	1,857
W-113.20	White Oak Water Mains Augmentation	23
W-113.21	Viva White Oak Water Main	741
	TOTALS	2,621
BI-COUNTY WATER PROJECTS		
W-73.30	Potomac WFP Submerged Channel Intake	0
W-73.32	Potomac WFP Main Zone Pipeline	1,155
W-73.33	Potomac WFP Consent Decree Program	25,200
W-161.01	Large Diameter Water Pipe & Large Valve Rehabilitation Progra	45,675
W-161.02	I-495/I-270 Traffic Relief Plan Pipeline Relocations	18,555
W-172.07	Patuxent Raw Water Pipeline	8,140
W-175.05	Regional Water Supply Resiliency	4,285
W-202.00	Land & Rights-of-Way Acquisition - Bi-County Water	1,095
	TOTALS	104,105
	GRAND TOTAL WATER PROJECTS	133,651

AGENCY NUMBER	PROJECT NAME	YR 1 23 (In Thousands)
PRINCE GEORGE'S COUNTY SEWER PROJECTS		
S-27.08	Westphalia Town Center Sewer Main	161
S-28.18	Konterra Town Center East Sewer	0
S-28.20	Pumpkin Hill WWPS & FM	1,221
S-68.01	Landover Mall Redevelopment	668
S-68.02	Carsondale WWPS & FM	0
S-75.21	Mattawoman WWTP Upgrades	3,553
S-75.23	Brandywine Woods WWPS & FM	1,237
S-77.21	Parkway WRRF Facility & Electrical Upgrades	5,152
S-86.19	Southlake Subdivision Sewer	10
S-87.19	Horsepen WWPS & FM	5,923
S-87.20	Freeway Airport WWPS & FM	1,237
S-89.26	Colmar Manor WWPS & FM	0
S-96.14	Piscataway WRRF Facility Upgrades	22,995
S-113.13	Forest Heights WWPS & FM	0
S-118.10	Viva White Oak Sewer Augmentation	450
S-131.05	Pleasant Valley Sewer Main, Part 2	451
S-131.07	Pleasant Valley Sewer Main, Part 1	1,104
S-131.11	Calm Retreat Sewer Main	852
S-131.12	Swan Creek WWPS & FM	1,540
S-157.02	Western Branch WRRF Process Train Improvements	10,446
	TOTALS	57,000

AGENCY NUMBER	PROJECT NAME	YR 1 23 (In Thousands)
MONTGOMERY COUNTY SEWER PROJECTS		
S-36.01	Arcola WWPS & FM	0
S-61.02	Reddy Branch WWPS & FM	0
S-63.08	Sam Rice Manor WWPS & FM	0
S-83.07	Ashford Woods WWPS & FM	1,237
S-84.67	Milestone Center Sewer Main	538
S-85.21	Shady Grove Station Sewer Augmentation	8
S-85.22	Shady Grove Neighborhood Center	658
S-94.13	Damascus Town Center WWPS Replacement	660
S-94.14	Spring Gardens WWPS Replacement	0
S-118.09	Viva White Oak Sewer Main	623
S-151.02	Erickson Bethesda Sewer Main	518
	TOTALS	4,242

BI-COUNTY SEWER PROJECTS

S-22.06	Blue Plains WWTP: Liquid Train Projects, Part 2	26,124
S-22.07	Blue Plains WWTP: Biosolids Management, Part 2	15,287
S-22.09	Blue Plains WWTP: Plant-wide Projects	13,365
S-22.11	Blue Plains: Pipelines & Appurtenances	13,714
S-89.24	Anacostia #2 WWPS Upgrades	17,475
S-103.02	Piscataway Bioenergy	74,708
S-170.08	Septage Discharge Facility Planning & Implementation	0
S-170.09	Trunk Sewer Reconstruction Program	56,891
S-203.00	Land & Rights-Of-Way Acquisition - Bi-County Sewer	995
	TOTALS	218,559

GRAND TOTAL SEWER PROJECTS 279,801

Proposed Rate Schedule Effective July 1, 2022

Average Daily Consumption by Customer Unit During Billing Period (Gallons Per Day)	FY 2023 July 1, 2022 Proposed		Total
	Water Rates	Sewer Rates	Combined
	Per 1,000 Gallons		
0 - 80.9999	\$ 6.10	\$ 8.11	\$ 14.21
81 - 165.9999	6.89	9.01	15.90
166 - 275.9999	7.94	11.30	19.24
276 & Greater	9.30	14.93	24.23

Proposed Flat Rate Sewer Charge - \$142.00 per quarter

Proposed For Implementation July 1, 2022

Meter Size	FY 2022 Current Quarterly Charges	FY 2023 Proposed Quarterly Charges
<u>Small Meters</u>		
5/8" to 1"	\$ 16.00	\$ 17.04
<u>Large Meters</u>		
1-1/2"	16.00	17.04
2"	27.00	28.76
3"	66.00	70.29
4"	142.00	151.23
6"	154.00	164.01
8"	200.00	213.00
10"	246.00	261.99
<u>Detector Check Meters</u>		
2"	33.00	35.15
4"	177.00	188.51
6"	255.00	271.58
8"	461.00	490.97
10"	633.00	674.15
<u>Fire Service Meters</u>		
4"	182.00	193.83
6"	293.00	312.05
8"	452.00	481.38
10"	682.00	726.33
12"	989.00	1,053.29

This quarterly fee is prorated based on the number of days in the billing cycle.

Proposed For Implementation July 1, 2022

Meter Size	FY 2022 Current Quarterly Charges	FY 2023 Proposed Quarterly Charges
<u>Small Meters</u>		
5/8"	\$ 11.00	\$ 11.72
3/4"	\$ 12.00	12.78
1"	\$ 14.00	14.91
<u>Large Meters</u>		
1-1/2"	\$ 90.00	95.85
2"	\$ 185.00	197.03
3"	\$ 585.00	623.03
4"	\$ 813.00	865.85
6"	\$ 1,265.00	1,347.23
8"	\$ 2,845.00	3,029.93
10"	\$ 4,425.00	4,712.63
<u>Fire Service Meters</u>		
4"	\$ 499.00	531.44
6"	\$ 616.00	656.04
8"	\$ 2,524.00	2,688.06
10"	\$ 2,714.00	2,890.41
12"	\$ 5,214.00	5,552.91

This quarterly fee is prorated based on the number of days in the billing cycle.

MISCELLANEOUS FEES AND CHARGES - APPROVED FOR IMPLEMENTATION JULY 1, 2022

WSSC Water provides a number of services for which separate fees or charges have been established. Recent review of the costs required to provide these services indicates a need to change the amounts charged for some of the services. The fee and charge changes listed below are approved to be effective July 1, 2022.

Fee/Charge Number and Name	FY 2023 Approved
INSPECTIONS, LICENSES AND PERMITS	
I Inspection Fees - Water/Sewer Connection Hookup, Well/Septic Hookup, Plumbing and Gas-fitting Inspections	
<u>Plumbing and Gas-fitting Inspections</u>	
New Single Family Detached Dwellings and Townhouses	\$ 1,225
New Attached Dwellings (townhouses/multiplex excluding apartments)	1,225
<u>All Other Residential</u>	
Water/Well Hookup	150
Meter Yoke Inspection (meter only installation)	150
Water Hookup Converting from Well (includes 2 inspections)	300
Sewer/Septic Hookup	150
First Plumbing Fixture	150
Each Additional Fixture	70
SDC Credit Fixture Inspection (per fixture)	60
Minimum Permit Fee	265
Permit Reprocessing Fee	75
Long Form Permit Refund Fee	265
Long Form Permit Re-Issue Fee	265
<u>All Non-Residential</u>	
<u>Plan Review without Permit Application</u>	
25 Fixtures or Less	535
26-200 Fixtures	2,670
Over 200 Fixtures	5,370
<u>2nd or 3rd Review (with or without permit application)</u>	
25 Fixtures or Less	215
26-200 Fixtures	605
Over 200 Fixtures	1,285
Water/Well Hookup	270
Meter Yoke Inspection (meter only installation)	270
Sewer/Septic Hookup	270
FOG Interceptor	270
First Plumbing Fixture	270
Each Additional Fixture	70
SDC Credit Fixture Inspection (per fixture)	60
Minimum Permit Fee	385
Permit Reprocessing Fee	75
Long Form Permit Refund Fee	385
Long Form Permit Re-Issue Fee	385

FY 2023

Approved

Fee/Charge Number and Name

INSPECTIONS, LICENSES AND PERMITS (Continued)

2 License Fees for the Regulated TradesReciprocal Master Plumber, Gas-fitter

Initial Registration per type (for 2 years)	\$	140
Registration Renewal all types (for 2 years)		115
Late Registration Renewal		70

Examined Master Plumber, Gas-fitter

Initial Registration per type (for 4 years)		150
Registration Renewal all types (for 4 years)		150
Late Registration Renewal		70
Cross-connection Technician Registration		35
Sewer and Drain Registration and Renewal (for 2 years)		60
Sewer and Drain Late Renewal Fee		30

Journeyman License Registration

Initial Registration per type (for 2 years)		45
Registration Renewal (for 2 years)		45
Late Registration Renewal		30
License Transfer Fee		30
License Replacement Fee		20
Apprentice License Registration Renewal		15

3 Short Form Permit Fee (up to 3 fixtures) - Non-Refundable 135**4 Long Form Permit Transfer Fee (with inspection)** 220**5 Tapper License Fees**

Permit Fee		360
Duplicate		35

6 Watershed Use Permit FeesBoat Removal and Impoundment Fees

Boat/Craft Removal and Impoundment Fee		105
Removed Boat/Craft Storage Fee (Monthly)		80

Watershed Use Permit Fees

Watershed Use Permit (January 1-December 31)		70
Watershed Use Permit (Single Day)		5
Open Season Boat Mooring (March 15 - November 30)		80
Winter Boat Mooring (December 1 - March 14)		60
Azalea Garden Rental (4 hours)		75
Bio-Brick Pavilion Rental (4 hours)		90
Boarding Stable Entrance Permit (Single Day)		260
Adjacent Landowner Entrance Permit (Single Day)		80

Picnic Permit

Picnic Permit - Groups of 1-5 Persons (Single Day)		5
Picnic Permit - Groups of 6-10 Persons (Single Day)		10
Picnic Permit - Groups of 11-15 Persons (Single Day)		15

7 Site Utility Inspection Fees (Non-Minor)

Base Fee		1,780
Pipeline (per foot)		9.30

Fee/Charge Number and Name	FY 2023 Approved
DISCHARGE AND WATER PROTECTION	
8 Septic Hauler Discharge Permit Fees	
<u>Category I - Residential & Septic Waste & Grease</u>	
1-49 gallons (per vehicle)	\$ 255
50-799 gallons (per vehicle)	6,750
800-2,999 gallons (per vehicle)	19,250
3,000 gallons & up (per vehicle)	42,050
January thru June (50% of fee)	50% of fee
Transfer and/or Replacement Permit Sticker	155
Industrial/Special Waste Disposal Fee (per 1,000 gallons)	380
Zero Discharge Permit Fee	155
Temporary Discharge Permit Fee <u>plus</u> sewer rate per 1,000 gallons	185
Sewer Rate - Hauled Waste (1,000 gallons of truck capacity)	50
9 Industrial Discharge Control Program Fees By Category	
<u>Industrial Users Subject to Categorical Pretreatment Standards</u>	
Less than 5,000 gpd (double visit)	6,770
Greater than 5,000 gpd (double visit)	10,370
Non-Discharging Categorical Industries (zero discharge)	1,825
<u>Significant Industrial Users</u>	
Less than 25,000 gpd (single visit - priority pollutant sampling)	6,770
Greater than 25,000 gpd (double visit - priority pollutant sampling)	10,370
Penalty Charge for Late Fee Payment	5% of fee
10 Discharge Authorization Permit Fees	
Significant Industrial User - Initial Permit (for 4 years)	8,050
Significant Industrial User - Renewal (for 4 years)	3,945
Initial Zero-Discharge CIU Permit (for 4 years)	3,055
Reissued Zero-Discharge CIU Permit (for 4 years)	2,035
Temporary Discharge Permit (non-SIU)	8,050
11 Discharge Fees - Food Service Establishment	
Full Permit FSE	535
BMP Permit FSE	155
12 Cross Connection Fees	
Test Report Fee (per report)	55
Base Fee for High Hazard Commercial Water Customer (per month)	25
Base Fee for All Other Commercial Water Customer (per month)	12.50

Fee/Charge Number and Name	FY 2023 Approved
METERS AND RELATED SERVICES	
13 Small Meter Replacement Fee (at Customer Request)	\$ 215
14 Meter Replacement Fees (Damaged or Stolen Meter)	
5/8" w/ touch pad (inside w/remote)	135
5/8" w/ pit pad (outside w/o remote)	140
5/8 Meter - pad encoder	135
5/8" x 3/4" w/ touch pad (inside w/ remote)	135
3/4" w/ touch pad (inside w/ remote)	160
3/4" w/ pit pad (outside w/o remote)	165
1" w/ touch pad (inside w/ remote)	205
1" w/ pit pad (outside w/o remote)	210
1" Kamstrup Meter, UT	370
1 1/2" Badger Flanged Meter	570
1 1/2" Flanged Meter	630
1 1/2" Nipple Meter	740
2" Flanged Meter	960
2" 15 1/4 Flanged Meter	1,210
3" Compound Meter	2,200
4" Compound Meter	3,240
6" Compound Meter	5,210
Turbine, Horizontal 3" Neptune w/ pit pad	1,475
Turbine, Horizontal 4" Neptune w/ pit pad	1,975
2" Hersey MVR Turbine	990
3" Hersey MVR Turbine	2,300
4" Hersey MVR Turbine	3,130
6" Hersey MVR Turbine	4,800
2" Detector Check	4,620
4" Detector Check	3,275
6" Detector Check	3,850
8" Detector Check	4,990
10" Detector Check	6,350
12" Detector Check	22,210
4" Fire Service Meter	8,160
6" Fire Service Meter	10,040
8" Fire Service Meter	12,505
10" Fire Service Meter	14,390
12" Fire Service Meter	20,400
3" Octave UT L=24	3,100
4" Octave UT L=29/ L=33	4,100
6" Octave UT L=45	6,030
8" Octave UT L=53	9,680
10" Octave UT L=68	13,080
15 Meter Testing Fees	
5/8" to 1"	260
1-1/2"	420
2" and up	470

Fee/Charge Number and Name	FY 2023 Approved
METERS AND RELATED SERVICES (Continued)	
16 Sub-Meter Installation Fees	
One-time Sub-Meter Charge - Small	\$ 260
One-time Sub-Meter Charge - Large	525
One-time Inspection Fee	85
Minimum Permit Inspection fee	265
17 Water Turn-Off, Turn-On Fees	
A. Customer Requested - Water Turn-Off, Turn-On Fees	
Small Meter Turn-Off	60
Small Meter Turn-On	90
Large Meter Turn-Off	200
Large Meter Turn-On	230
B. WSSC Water Scheduled Action - Water Turn-Off, Turn-On Fees	
Small Meter Turn-On	135
Large Meter Turn-On	405
18 Call Back Fee (small meters, plumbers)	90
19 Call Back Fee (large meters, plumbers)	355
20 Missed Appointment Fees	
First Missed Appointment or Restoration of Service Turn-On	95
Each Additional Missed Appointment	110
21 Meter Reinstallation Correction Fee	385
22 Sewer Meter Maintenance Fee (per year)	18,255
Quarterly Calibrations (per quarter)	4,565
23 Property Inspection Fee	120
24 Warehouse Restocking Fee	65

Fee/Charge Number and Name	FY 2023 Approved
FIRE HYDRANT SERVICES	
25 Temporary Fire Hydrant Connection Fees	
<u>3/4" Meter - Deposit</u>	
3/4" Meter Deposit	\$ 380
<u>3" Meter - Deposit</u>	
3" Meter Deposit	2,420
<u>Service Charge</u>	
2 Weeks or Less (3/4" meter)	85
2 Weeks or Less (3" meter)	130
Over 2 Weeks (3/4" and 3" meters)	175
Water Consumption - 3/4" meter (Minimum charge or Tier 4 rate per 1,000 gallons flat rate)	35
Water Consumption - 3" meter (Minimum charge or Tier 4 rate per 1,000 gallons flat rate)	240
Late Fee for Return of Meter (per day)	10
Fee on Unpaid Temporary Fire Hydrant Billings	1.5% per month
Loss/Destruction of Meter	Replacement cost
Loss/Destruction of Wrench	40
26 Truck Inspection Fee with Attached Fire Hydrant Meter (for 2 years)	50
27 Fire Hydrant Flow Test Fees	
No Current Test	690
Current Test	80

Fee/Charge Number and Name	FY 2023 Approved
DEVELOPMENT SERVICES	
28 Feasibility Review Fees (WSSC Water Built)	
Feasibility Submission Fee (non-refundable)	\$ 1,960
Feasibility Review & Report Fee Deposit (can be deferred as deficit when extension is completed)	15,790
29 Construction Services Fee	9.3% of WSSC Water's unit cost estimate or 12% of contractor's cost estimate
30 Design Review	
Development is More than 10 Residential Units or Commercial	8,645
Development is 10 Residential Units or Less	4,325
31 Hydraulic Planning Analysis and System Planning Forecast	
Modeling and Re-Modeling Fee - Up to 3 parts	3,235
Modeling and Re-Modeling Fee - per part over 3	1,080
Pressure Sewer System Review Fee (per system)	590
32 Extra Review Fees	
<u>Per SEP Plan Review</u>	
Minor Additional Reviews of Unsigned or Signed Plans (per review)	1,600
Major/Splitting Additional Reviews of Unsigned or Signed Plans (per review)	3,265
<u>Per Site Utility/Minor Utility Additional Unsigned or Signed Plan Review</u>	
Site Utility (per review)	1,940
Minor Site Utility (per review)	505
<u>Per Hydraulic Planning Analysis/Systems Planning Forecast Application</u>	
Additional Review of Required Data (per application)	1,145
33 In-House Design Deposit	Deposit
34 Partial Certificate of Substantial Completion Release Fee (up to 50% of construction)	1,620
35 Off-Property Service Connection Reimbursement	Reimbursement
36 Service Connection Application and Inspection Fee (per permit)	2,430 water and/or sewer connection
37 Government Referred Plan Review	
Major Development - Over 10 Units	1,695
Minor Development - 10 or Less Units	790
Re-Review Fee for Major Development	790
Re-Review Fee for Minor Development	395
38 Pre-Screen Fee All Plan Types	405
39 Site Utility (On-site) Review Fees	
Base Fee	4,025
Additional Fee per 100 feet	390
Minor (Waived) Site Utility (On-Site) Fee	1,420
40 Name/Transfer of Ownership Change Fee	325
41 Variance Review Fee	1,500

MISCELLANEOUS FEES AND CHARGES - APPROVED FOR IMPLEMENTATION JULY 1, 2022

Fee/Charge Number and Name		FY 2023 Approved
PIPELINE, ENGINEERING AND ENVIRONMENTAL SERVICES		
42	Shutdown/Charge Water Main Fee	\$ 1,180
	Shutdown Complex Water Main Fee	2,145
43	Review and Inspection Fees for Site Work Potentially Impacting WSSC Water Pipelines	
	Simple Review	400
	Complex Review / Non-DR Developer Review	4,520
	Inspection for Minor Adjustment / Non-DR Developer (per inspection)	270
44	Relocation Fee	
	Inspection for MOU project (minimum charge up to 4 hours)	600
45	Connection Abandonment Fees	
	County Roads (except Arterial Roads) - Water	1,470
	County Roads (except Arterial Roads) - Sewer	1,870
	State Roads and County Arterial Roads - Water	1,770
	State Roads and County Arterial Roads- Sewer	2,200
46	Chlorination Confirmation Test Fee (per first test)	245
	Re-Test or Additional Tests (per hour)	185
47	Re-Test or Additional Tests Chlorination and Pressure Test (per test)	185
	Inspector Overtime (per hour)	205
48	Review Fee for Additional Reviews of Contract Documents As-Builts (per hour)	206
49	Residential Outside Meter Housing Upgrade/Pipe Alteration	6,805
50	Utility Erosion and Sediment Control Permit Fees (per linear foot)	
	Minor Projects (<125 linear foot OR less than 42 inch deep and 20 inch width)	0.45
	Major Projects	0.45
	Minimum Charge for Major Projects	120
51	Right-of Way Release (or Subordination) Review Fee (per document)	1,500
52	Right-of Way Acquisition and Condemnation for SEP Projects	Reimbursement
53	Environmental Site Review Fee	
	With Database Search Submitted by Applicant	505
54	Feasibility Report and Committee Review Fee for On-Site Takeover Projects	1,705

Fee/Charge Number and Name	FY 2023 Approved
PUBLICATIONS AND ADMINISTRATIVE	
55 Plans, Plats and 200' Reference Maps Copies	
Xerographic bond paper copy (per sheet)	\$ 5
56 WSSC Water Plumbing and Fuel Gas Code (Plumbing Code)	
Sale of Plumbing Regulation (per book)	55
57 Contract Specifications, Contract Specification Books, Drawings, Design Manuals, Standard Details and General Conditions	
<u>Construction Specifications/Drawings</u>	
Utility Contracts (up to \$20)	11 - 20
Facility Contracts (up to \$450)	40 - 450
Construction Standard Details	80
Construction General Conditions & Standard Specifications	80
SEP Construction General Conditions & Standard Specifications	80
<u>Procurement Specifications/Drawings/General Conditions</u>	
With Routine Specifications	No charge
With Complex/Voluminous Specifications (up to \$200)	40 - 200
58 Photocopies of WSSC Water Documents Charges	
Readily Available Source Material (per single sided page)	0.30
Certified Copy of Readily Available Source Material (per single sided page)	0.60
Scanning Documents (per single sided page)	0.30
(A reasonable fee may be charged for time in excess of two hours expended by WSSC Water in searching for requested records or preparing such records for inspection and copying)	
59 WSSC Water Pipeline Design Manual Fee	90
60 WSSD Laws	
Bound Volume	85
Supplements	45
61 Transcribed Tape of a Hearing or Meeting Fee	Prevailing fee charged by vendor

MISCELLANEOUS FEES AND CHARGES - APPROVED FOR IMPLEMENTATION JULY 1, 2022

Fee/Charge Number and Name	FY 2023 Approved
OTHER FEES AND CHARGES	
62 Patuxent Watershed Civil Citation Fees (State Mandated)	
First Offense	\$ 150
Each Additional Offense within Calendar Year	300
63 Civil Citation Fees - Sediment Control, Theft of Service and Plumbing	
Civil Citations (State Mandated)	
First Offense	250
Second Offense	500
Third Offense	750
Each Violation in Excess of Three	1,000
64 Lobbyist Registration Fee (Code of Ethics)	125
65 Dishonored Check Fee & Electronic Payment Fee	35
(applies to all dishonored checks and dishonored electronic payments)	
66 Credit Card Surcharge (Applies to customer payment of the Point-of-Sale fee/charge by credit card other than water and sewer billing)	2% of amount charged
67 Protest Filing Fee	857
68 Preparation of Hold Harmless Agreement Fee	1,635
69 Connection Redemption Fee	16
70 Financial Disclosure Filer Late Fee (per day/\$500 max)	5

